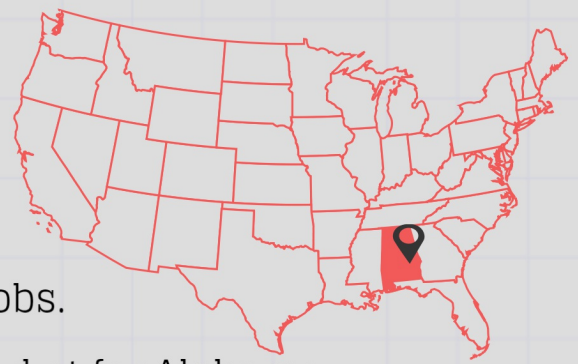


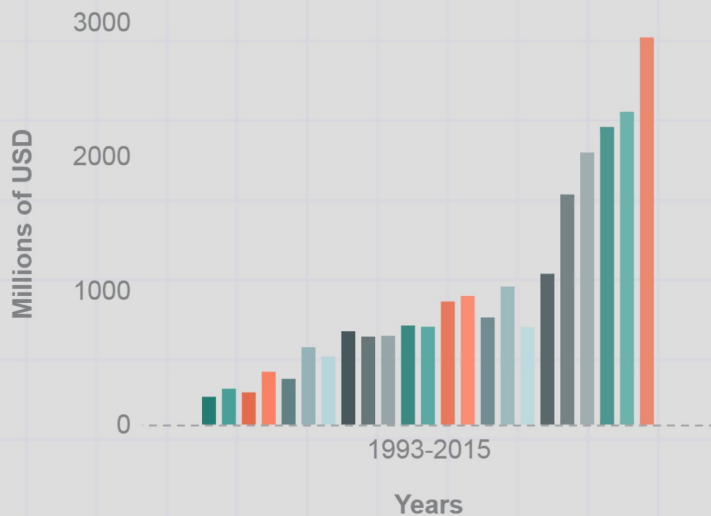
# Alabama

## TRADE FACTSHEET



- + In 2014, trade with Mexico supported 67,300 jobs.
- + In 2015, Mexico was the 3rd largest export market for Alabama.
- + Exports to Mexico totaled 2.9 billion USD in 2015.

### Alabama's Exports to Mexico




- + Since 1993, Alabama's exports to Mexico have grown 1296%.
- + Mexico accounted for 15% of Alabama's exports worldwide in 2015.
- + Top export industries:  
Primary Metal Manufacturing (40%), Transportation Equipment (24%), & Machinery, Except Electrical (11%).
- + Mexican investment supports 3,100 jobs in Alabama. For instance, the world-class Mexican auto-part manufacturer, NEMAK, employs 700 people in Sylacauga.

### Exports by Congressional District (2014)

Congressional District	Value of Exports to Mexico*	Share of AL Exports to the World	Top 2 Industries Exporting to Mexico
1	\$419	13%	1. Iron, Steel & Ferroalloy      2. Basic Chemicals
2	\$275	7%	1. Oilseeds & Grains      2. Pulp Paperboard Mill Products
3	\$299	8%	1. Motor Vehicles      2. Motor Vehicle Parts
4	\$383	10%	1. Motor Vehicles      2. Motor Vehicle Parts
5	\$346	9%	1. Engines & Turbines      2. Oilseeds & Grains
6	\$358	19%	1. Basic Chemicals      2. Iron & Steel & Ferroalloy
7	\$510	13%	1. Basic Chemicals      2. Petroleum & Coal Products

\*Goods and services, in millions of US Dollars

Follow our #USMxEcon series on social media:



Sources  
Trade and NAFTA, Office/ Mexico's Ministry of the Economy, Washington, DC  
Wilson Center, Growing Together: Economic Ties Between the United States and Mexico  
United States Census Bureau  
The Trade Partnership, Washington DC, from the U.S. Bureau of the Census and the U.S. Department of Agriculture