

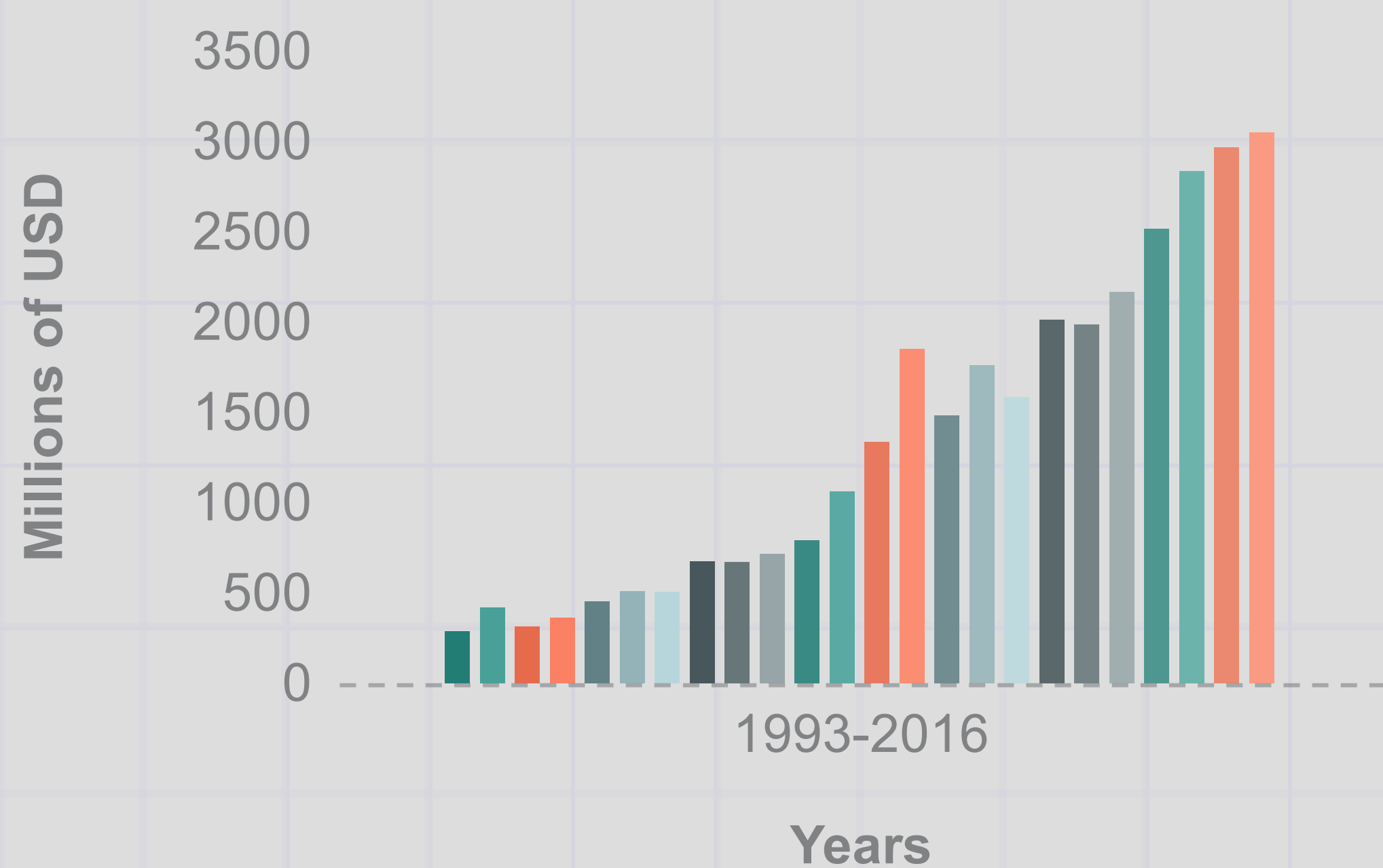
# Wisconsin



## TRADE FACTSHEET

- + Trade with Mexico supports 96,300 jobs.
- + In 2016, Mexico was the 2nd largest export market for Wisconsin.
- + Exports to Mexico totaled 3 billion USD in 2016.

### Wisconsin's Merchandise Exports to Mexico




- + Since 1993, Wisconsin's exports to Mexico have grown 954%.
- + Mexico accounted for 14.5% of Wisconsin's exports worldwide in 2016.
- + Top Export Industries:  
Machinery (19%), Transportation Equipment (14%), Computer & Electronic Products (10%), Electrical Equipment (9%), & Fabricated Metal Products (9%).
- + Mexican Investment supports nearly 5,000 jobs. For instance, Nematik, an auto-part manufacturer, employs 3,300 people in Sheboygan.

### Exports by Congressional District (2014)

Congressional District	Value of Exports to Mexico*	Share of Exports to the World	Top 2 Industries Exporting to Mexico
1	\$423	11%	1. Motor Vehicle Parts      2. Electrical Equipment & Components
2	\$274	7%	1. Motor Vehicle Parts      2. Travel
3	\$299	10%	1. HVAC & Refrigeration Equipment      2. Oilseeds & Grains
4	\$271	9%	1. Travel      2. Navigation & Meas. Instruments
5	\$467	10%	1. Electrical Equipment      2. Navigation & Meas. Instruments
6	\$618	13%	1. Motor Vehicle Parts      2. Plastic Products
7	\$322	12%	1. HVAC & Refrigeration Equipment      2. Motor Vehicle Parts
8	\$353	15%	1. Motor Vehicle Parts      2. Pulp Paperboard Mill Products

\*Goods and services in millions of US dollars


Follow our #USMxEcon series on social media:



MexicoInstitute



facebook.com/mexicoinstitute



@Mexico Institute

**Wilson Center**

MEXICO INSTITUTE

Sources  
Trade and NAFTA, Office/ Mexico's Ministry of the Economy, Washington, DC  
Wilson Center, Growing Together: Economic Ties Between the United States and Mexico  
United States Census Bureau  
The Trade Partnership, Washington DC, from the U.S. Bureau of the Census and the U.S. Department of Agriculture